

ZOOMLION

VERTICAL MAST LIFTS

ZMP04/ZMP06

HIGHLIGHTS

- ▶ Permanent magnet synchronous traveling motor, energy saving and high efficiency
- ▶ Standard large-diameter tires and collectable pothole plates, easy to pass the threshold
- ▶ Front wheel driving and steering and small turning radius for flexible indoor movement
- ▶ Multi-arm synchronous lifting, fast and no impact
- ▶ Compact dimensions, access to lifts, and ideal for indoor applications

FEATURES

Standard Features

Autobrake system	Emergency stop button
Proportional control	Flashing beacon
All motion alarm	Active pothole protection system
Charging protection system	Horn
Self-closing entry gate	On-board diagnostic
Maintenance-free battery	Hour meter
Unidirectional extension platform	Load sensing system
Drivable at full height	Over tilt protective system
Emergency descent system	Forklift pockets

Accessories & Options

- ▶ Platform work light
- ▶ AC power to platform
- ▶ GPS

ACCESS WITH ZOOMLION GREEN

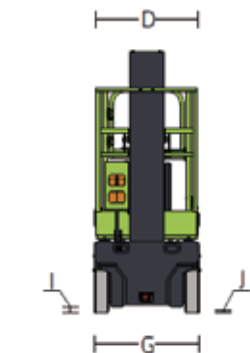
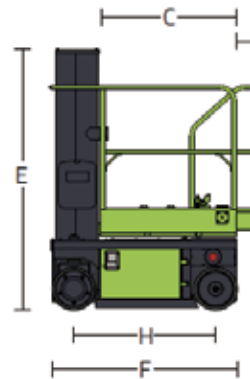
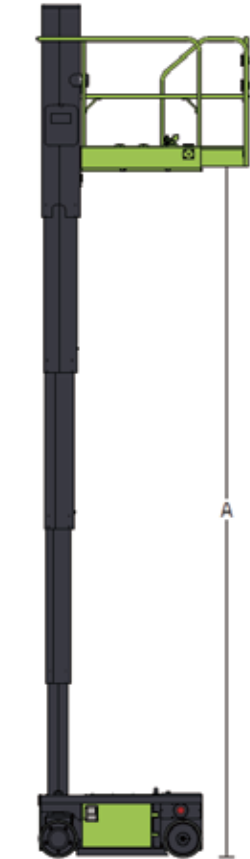
Phone: 0086(731)-88353692
E-mail: awp@zoomlion.com

Add: 701 Xulong Nan Lu, Xiangjiang New District, Changsha Hunan, China
Web: www.zoomlion-access.com



ZOOMLION

Model	ZMP04	ZMP06
Size		
Work height	5.82m	7.91m
A - Platform Height-Elevated	3.82m	5.91m
B - Platform Height-Stowed	0.6m	0.6m
C - Platform Length	1.02m	1.02m
D - Platform Width	0.76m	0.76m
K-Platform Extension	0.5m	0.5m
E - Overall Height	1.72m	1.99m
F - Overall Length	1.39m	1.39m
G - Overall Width	0.78m	0.78m
H - Wheelbase	1.06m	1.06m
I - Ground Clearance (Stowed)	0.065m	0.065m
J - Ground Clearance (Raised)	0.017m	0.017m
Performance		
Platform Capacity	230kg	200kg
Capacity on Deck Extension	113kg	113kg
Max. Number of Workers (indoor/outdoor)	2/1	1/0
Drive Speed (Stowed)	4km/h	4km/h
Drive Speed (Raised)	0.5km/h	0.5km/h
Turning Radius (Inside)	0.14m	0.14m
Turning Radius (Outside)	1.43m	1.43m
Lifting Motor	24V/2.5KW	24V/2.5KW
Drive Motor	24V/2×0.6KW	24V/2×0.6KW
Up/Down Time	16/18s	25/30s
Gradeability	25% (14°)	25% (14°)
Max. Working Slope (Lateral/Vertical)	1.5°/3°	1.5°/3°
Control	Proportional control	Proportional control
Drive	Front wheels	Front wheels
Brake	Front wheels	Front wheels
Tire	Solid seamless tire	Solid seamless tire
Power		
Battery	2×12V/120Ah	2×12V/120Ah
Charger	24V/20A	24V/20A
Weight		
Gross	900kg	1085kg



ZOOMLION ACCESS reserves the right to make specification and/or equipment changes without prior notification. Product specifications are updated to June, 2024.